

Web Reporting

Bloxx Web Filtering appliances include a powerful and easy-to-use Web Reporting application as standard, which enables you to quickly create and schedule a wide range of reports on Web access within your organisation. A comprehensive set of predefined reports are included which can be easily customised to meet your own requirements. Reports are viewable in any Web browser, and can be viewed, printed, emailed or exported.

The Web Reporting application is included as standard on all Bloxx Web Filtering and Web Reporting appliances.

“A key benefit of our Bloxx Web Filter is its reporting capability; the ability to monitor users unobtrusively by analysing the automatic reports and consequently restricting websites and adjusting our Acceptable Use Policy, is so easy. It’s now quick and easy to create reports whenever Team Leaders or HR requests them. The Bloxx Web Filter lets us quickly identify possible Internet abuse throughout the firm and act upon it.”

*Sanjay Arora,
Assistant IT
Manager, Matthew
Arnold & Baldwin*

Reduce IT management time

Quickly develop reports and automate the creation and delivery of reports by email.

Improve insights into Internet activity

Comprehensive and flexible reports provides a clear and accurate picture of all Internet requests and network activity.

Resolve problems faster

Quickly drill down to individual users or URLs to immediately identify specific problems such as excessive bandwidth abuse or time wasting, then quickly update usage policies directly from the report.

Improve AUP enforcement

Create and distribute reports automatically to HR or individual line managers to ensure that AUPs are being enforced consistently and to highlight where they need to be adjusted.

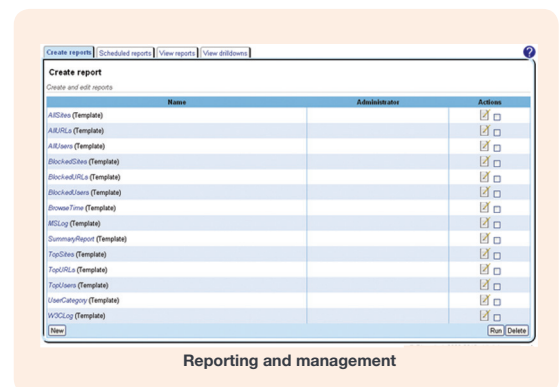
Create documented evidence of Internet abuse

Quickly produce reports to support claims of inappropriate access, for example staff warning or dismissal proceeding or employment tribunals.

CREATE REPORTS

Bloxx Web Reporting makes it simple and straightforward to quickly create comprehensive reports on Internet usage. The application comes with 14 reporting templates so that you can quickly create reports by modifying a few simple parameters. With over 120 reporting variables, you can create a wide range of custom reports to meet your specific reporting requirements.

Default reports



Web Reporting includes default reports that let you quickly generate reports to provide essential insights into internet use.

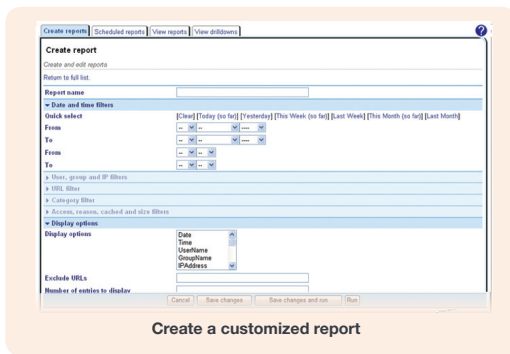
Some popular default reports available are:

- Summary Report – giving a great overview of all aspects of your organisation’s Internet usage.
- Top Websites
- Most popular categories
- Top URLs
- Heaviest Internet users by data volume
- Heaviest Internet users by browse time
- List of attempted access to blocked sites
- Top blocked users

All the default reports are fully customisable - you can adjust the time period the report covers, the users included in the report, and so on.

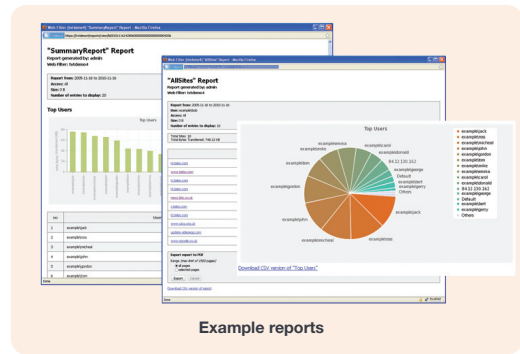
Reports can be displayed for a range of dates and times, by site and by user, providing a detailed view of who used the Internet, what pages were accessed, and when.

Customised reports



When you need even deeper insights than those provided by the predefined reports, you can quickly create your own customised reports based on the templates or any customised report you have previously created. Once a customised report has been created, you can use it in the same way as a default report. Customised reports provide more flexibility - you can filter reports by user, group and IP address and can exclude certain URLs from the data as well to determine what type of access you would like to see, i.e. if you only want to view data on blocked or allowed access, or list all access data. You can also choose to view why users were blocked; for example the Web page belonged to a blocked category or contained spyware.

SCHEDULE REPORTS



To significantly reduce the time required to create and distribute reports, you can schedule your reports to run automatically and then distribute the reports by email. This allows you let specific managers deal with their own departments or delegate HR to monitor Internet usage and deal with it accordingly.

VIEW REPORTS

The reports can be viewed in any Web browser in both tabular and graphical format. Reports can also be saved in Adobe PDF format. In addition, all reports can be exported in CSV format for direct import into other applications such as Microsoft Excel. Access logs can also be exported in W3C or Microsoft Proxy format for archiving or analysis by other applications.

SUMMARY

Bloxx Web Reporting provides a comprehensive, easy-to-use way to create and distribute reports on Internet traffic and user web behavior and activity. Information can be quickly and easily retrieved in both tabular and graphical format, or exported in PDF or CSV format. Web Reporting provides the essential information that allows organisations to proactively manage users' Web access, make informed decisions and effectively manage their Internet resources.

Want to know more?

Contact us for an online demonstration to see exactly what the Bloxx Web Filter can do for you.

t. +44 (0)1506 426 976 e. info@bloxx.com w. www.bloxx.com



Copyright © 2011 Bloxx Ltd. All rights reserved. No part of this document may be reproduced by any means nor translated to any electronic medium without the written consent of Bloxx. Specifications are subject to change without notice. Information contained in this document is believed to be accurate and reliable; however, Bloxx assumes no responsibility for its use.